

2022

OCONEE COUNTY SHERIFF'S OFFICE ANNUAL REPORT



Building
partnerships to
promote a safer
community.



Oconee County Honor Guard

South Carolina Law Enforcement Officers Conference 2022

TABLE OF CONTENTS

Message from Our Sheriff.....	4
Our Mission and Vision	5
Our Core Values.....	6
Organizational Chart.....	7
Crime Statistics.....	8
Criminal Investigation Bureau.....	9
Missing Persons Unit.....	10
Unsolved Cases Unit.....	11-12
Sex Offender Registry.....	13
School Resource Officers.....	14
Victim Advocates.....	15
Special Operations Bureau.....	16
Narcotics.....	17-18
L. E. A. D.....	19
P. A. C. E.....	20
Marine Unit.....	21
Aviation Unit.....	22
Environmental Control.....	23
K-9 Operations.....	24
Judicial Services Unit.....	25
Uniform Patrol Bureau.....	26
Vehicle Pursuits.....	27
Traffic Stop Statistics.....	28
Emergency Communications/E911.....	29
Detention Services Bureau.....	30-31
Use of Force.....	32-33
Chaplains.....	34
Citizens Police Academy.....	35
Crime Stoppers of Oconee County.....	36
Special Events.....	37-38
Social Media.....	39
Statistical Tables.....	40-54



MESSAGE FROM OUR SHERIFF

The Oconee County Sheriff's Office is proud to present the 2022 Annual Report. This report is a summary of the activity and programs that occurred during the 2022 calendar year.

The Sheriff's Office is committed to making our county a safer place to live, work and play. We strive to be compassionate and responsive to the needs of our citizens by providing professional law enforcement services. Our overall goal is to provide a protective environment while preserving the quality of life we have all grown to enjoy in Oconee County, South Carolina. Our Sheriff's Office is fortunate to have a dedicated group of men and women who are up to the challenge; and come together in a concerted effort to ensure the safety and well-being every individual in our County.

I invite you to become involved with the Sheriff's Office in order to continue forging a strong cooperative partnership that is built upon the characteristics of mutual respect and trust. No law enforcement agency can solve crime or quality of life issues alone. Effective community/police relationships, communication and engagement are critical components of our success. We strive to continue building partnerships with our citizens that promotes public safety for everyone.

I, along with every employee of the Sheriff's Office appreciate the opportunity to serve the citizens and visitors of Oconee County. We thank you for the support and encouragement give to us in our efforts to provide quality services.

Respectfully Submitted:

Michael Crenshaw

Michael Crenshaw
Sheriff



Our Mission Statement

The men and women of the Sheriff's Office are committed to making Oconee County a safer place to live, work, and play. All members of our agency will employ effective Community Policing strategies, with a focus on solving problems that lead to crimes in our neighborhoods, schools, and workplaces. We will strive to improve the quality of life for all of our citizens. This mission will be accomplished by building a partnership with the community we serve, maintaining high standards of accountability, and proactively but fairly enforcing our laws. We are dedicated to building a strong Oconee by being united with our community.



Our Vision Statement

Building partnerships to promote a safer community.

Our Core Values

Integrity

We do the right thing even in the most challenging situations. We hold ourselves and coworkers accountable to be honest, trustworthy, responsible, and ethical. Integrity is our moral compass against corruption.

Honor

We serve with honor and integrity through our actions, conduct, and job performance even at personal cost. We constantly strive toward ever-rising standards. We come to work each day with a positive attitude.

Inclusion

We believe in the inherent worth and dignity of all people. We commit to creating authentic relationships and aspire to recognize, understand and value all aspects of diversity in our county.

We will be courteous, just, and impartial in all of our interactions. We respect law and order and the individual. We will apply our knowledge and experience for the best advantage of all concerned. We will treat everyone with dignity and our decisions shall be made without personal favor.

We are courageous not just physically in the face of danger but also morally in our ability to make the right choice even when the decision is unpopular or others cannot or will not act.

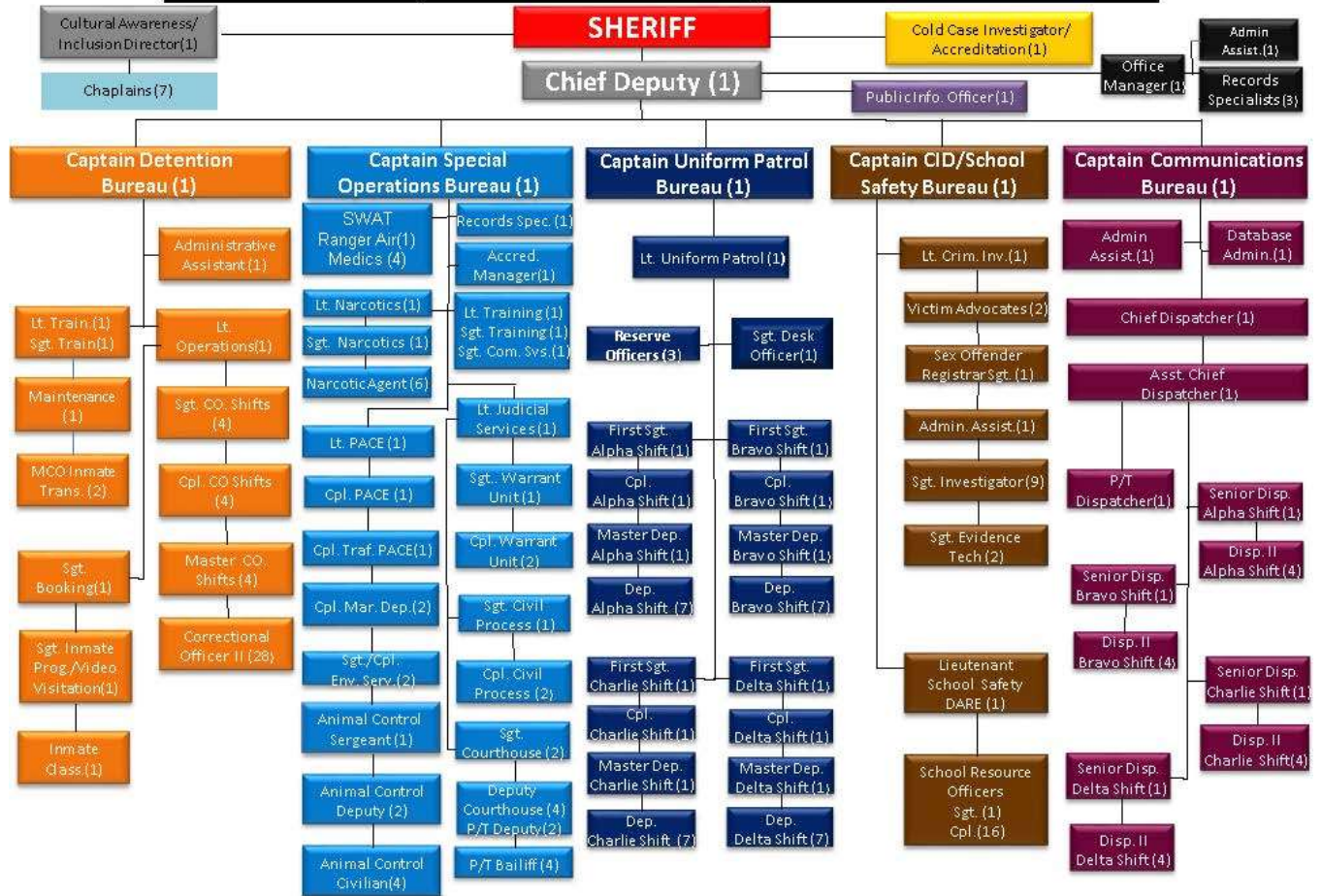
We value each other, all citizens as well as different points of view regardless of race, gender, appearance, individual beliefs or lifestyles.

Fairness

Courage

Respect

Oconee County Sheriff's Office Organizational Chart 2022



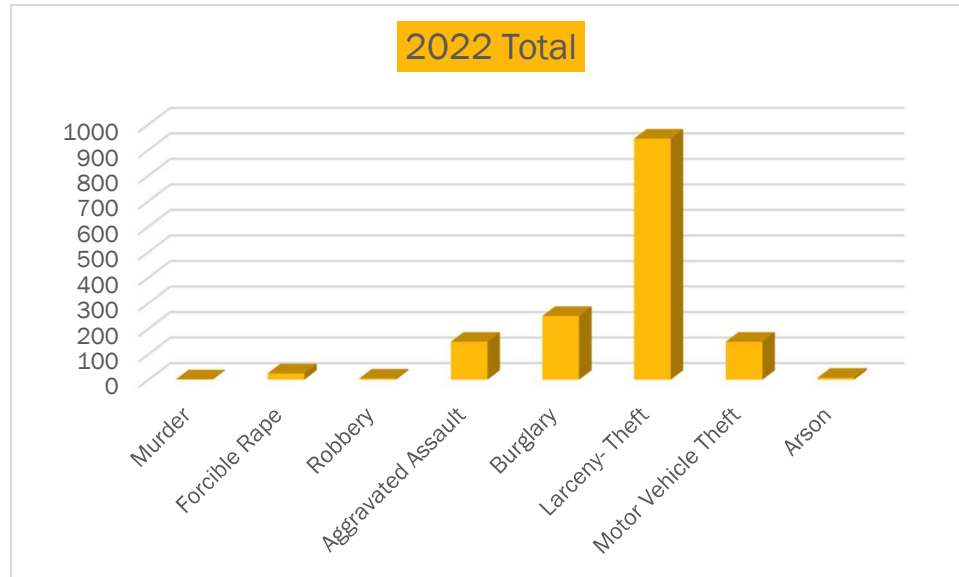
Certified Full Time Deputies	123	Full-time Dispatchers	22
Certified Part Time Deputies	6	Part Time Dispatcher	1
Full Time Civilian Staff	17	Part Time Civilian Staff	4
Certified Detention Officers	48		

When fully staffed the Sheriff's Office as 215 total paid employees of which 11 are part-time. Our agency is seventy percent (70%) males and thirty percent (30%) females.

The average age of our male deputies is 37 years old and the average age of our female deputies is 44 years old.

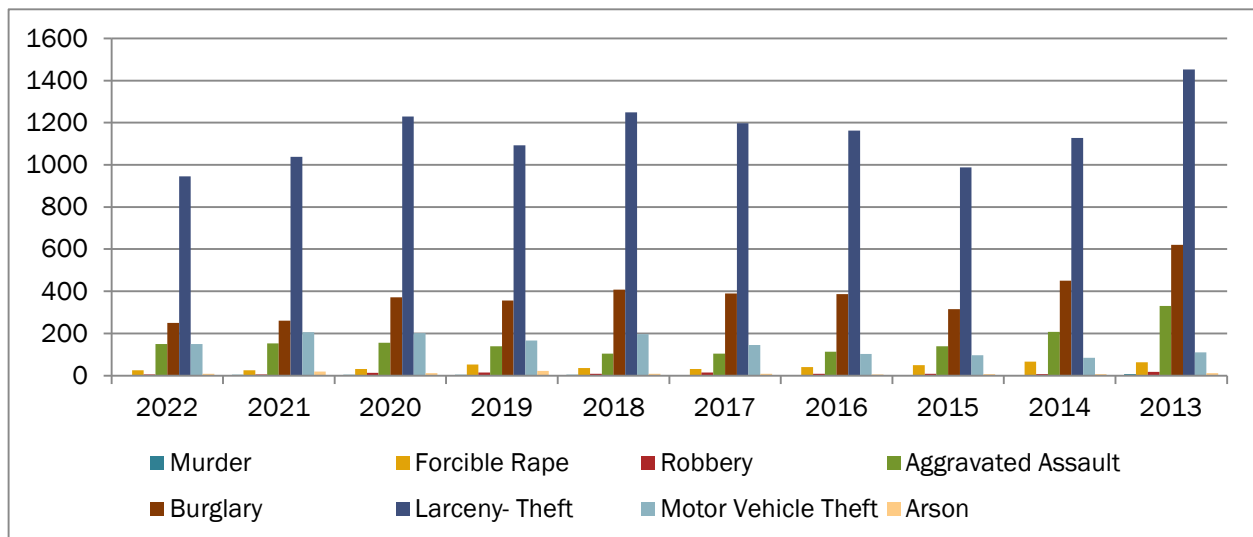
Total staff including reserves, chaplains and pilot is 226.

CRIME STATISTICS



The Uniform Crime Reports (UCR) is the official data on crime known to law enforcement in the US, published by the FBI. Part I index crimes are the eight (8) most serious crimes reported.

(Motor vehicle thefts include reported thefts of mopeds due to UCR reporting requirements.)



*See Statistical Tables at the end of this report for more information concerning Part I Crimes.

CRIMINAL INVESTIGATION BUREAU

The Criminal Investigation Bureau has a Captain and a Lieutenant, along with nine (9) full time criminal investigators, two (2) Victim Advocates, one (1) Sex Offender Registrar, one (1) records specialist and two (2) full time evidence technicians.

2022 Totals

Cases Assigned	1,335
Charges Filed	260
Suspects Charged	275
Warrants Issued	605
Cases Cleared by Exception	141
Cases Unfounded	98
Search Warrants Executed	182
Forensic Crime Scenes Processed	79
Number of items entered in evidence	1,058



MISSING PERSONS UNIT

In 2022, deputies responded to 335 calls for service for “missing persons”, which resulted in 98 cases. All persons reported as missing in Oconee County in 2022 have been located. Missing person calls for service also include runaways and elderly dementia patients.

The five people pictured below remain unfound and are still active investigations. These missing persons remain featured on the Crime Stoppers of Oconee County SC website.



Sheila Caver
Missing Since 1998



Faith Roach
Missing Since 2019



Laura Anders
Missing Since 2019

MISSING
Joshua Scott Ivester
MISSING SINCE 02-15-2021
Call 1-888-CRIME-SC

CRIME STOPPERS OF OCONEE COUNTY SC

MISSING
Jimmy Whitfield
MISSING SINCE 03-07-1987
Call 1-888-CRIME-SC

CRIME STOPPERS OF OCONEE COUNTY SC

UNSOLVED CASES UNIT

Deputies, along with other experts, are taking a fresh look at the unsolved cases of the Sheriff's Office. Cases are generally considered a "cold case" after one year, but they are never far from the minds of the deputies involved in searching for the answers needed for these victims and their families.

Many suspects and witnesses to these crimes are now incarcerated for other crimes or deceased. If you have any information regarding any unsolved cases in Oconee County you are encouraged to reach out to law enforcement to share this information. Many people may feel that the information they heard or may know about is not important. However, many times, that bit of information combined with other bits of information that law enforcement may have enables law enforcement to solve a case.

Please call the Oconee County Sheriff's Office Cold Case Unit at 864-718-1052 or if you wish to remain anonymous, contact Crime Stoppers of Oconee County Inc. using the P3 App on your iOS or Android device, by visiting www.oconeescrimestoppers.com or by calling 1-888-CRIME-SC.



CALL 1-888-CRIME-SC

CLICK HERE TO SUBMIT A TIP

DOWNLOAD OUR FREE MOBILE APP AT P3TIPS.COM



UNSOLVED CASE VICTIMS



Stacy Brook Holsonback
Manual Strangulation
Feb. 20, 1997



Bruce Gaines Marrett
Beaten/Bludgened to
Death June 28, 2002



Francis Earle
Found dead in her home
July 12, 2009



James "Bunk" Carver
Beaten to Death
May 11, 2010



Tucker Hipps
Found in Lake Hartwell
September 22, 2014



Charles "Tubby" Raines
Shot to Death
August 29, 2002



Adan Delgado Villa
Shot to Death
Left in trunk of car
July 7, 2003

**IF YOU KNOW
SOMETHING
SAY
SOMETHING!!**

SEX OFFENDER REGISTRY

At the end of 2022 Oconee County had 205 Sex Offenders listed as living in Oconee County. These offenders are required to register with the Sex Offender Registrar periodically throughout the year. The compliance rate is 92%; meanings that 189 of the 205 required registrants are in compliance with their registry requirements. The Sex Offender Registrar Deputy issued sixteen (16) warrants in 2022 for the non-compliant individuals.

A printed Sex Offender Register report is issued annually and available to the public. Search for sex offenders that live, work, or attend school with a 1-,2-, or 3- mile radius of a specific address or within a specific zip code by visiting:

www.oconee.scor.sled.sc.gov/GeographicalSearch.aspx



SEX OFFENDER REGISTRY HOURS

TUESDAY AND WEDNESDAY

10:00AM-12:00PM

THURSDAY

1:00PM-4:00PM

The sex offender Registrar is required to verify address, phone numbers, vehicles, work place, any social media account and new piercings or tattoos at each visit; along with taking a current photo.

- ✓ **Tier III offenders must register every ninety (90) days.**
- ✓ **Tier II offenders must register every six (6) months.**

SCHOOL RESOURCE OFFICERS

There are seventeen (17) School Resource Officers in Oconee County. Every school in Oconee County is assigned a school resource officer, all of which are Oconee County Sheriff Deputies, with the exception of the Walhalla Middle School, which is staffed by an officer of the Walhalla Police Department.

2022 Total

Classes Taught	274
Student Conferences	816
Parent Conferences	265
Home Visits	401
Citations Issued	143



Four additional School Resource Officers became certified instructors of the DARE (Drug Abuse Resistance Education) Program in 2022. In 2022, three hundred ninety (390) 5th grade students participated in the 9-week curriculum.

VICTIM ADVOCATES

The Sheriff's Office has two (2) Victim Advocate Deputies. These deputies interact with victims of crime and support them throughout the criminal justice process. These deputies also serve the victims of crimes that occur within the city limits of Walhalla, Westminster, West Union and Salem.



2022 Total
Cases Assigned 977
Order of Protection 8
Courtroom Accompaniments 187

These deputies facilitate the Project Lifesaver program which supports “at risk” adults and children prone to the life-threatening behavior of wandering and children diagnosed with autism or Downs Syndrome. This service is supported by donations provided by Pilot Club of Walhalla.



In 2022, we had nine (9) adults and eight (8) children participating in Project Lifesaver. Three (3) citizens were added to the program in 2022. Victim Advocate Deputies met with participants 129 times throughout the year for wellness check and battery changes.

SPECIAL OPERATIONS BUREAU

The Special Operations Bureau includes several specialized teams within the Sheriff's Office. These specialized teams support operations not only within the Sheriff's Office but also other law enforcement agencies at the local, state, national and international levels.

Special Operations is led by a Captain and four (4) Lieutenants.

S.W.A.T.

Civil

Narcotics

Marine

Courthouse Security

Warrants

Aviation

Environmental Services

Community Services

L.E.A.D.(Training)

Animal Control

K-9

Traffic/Interdiction

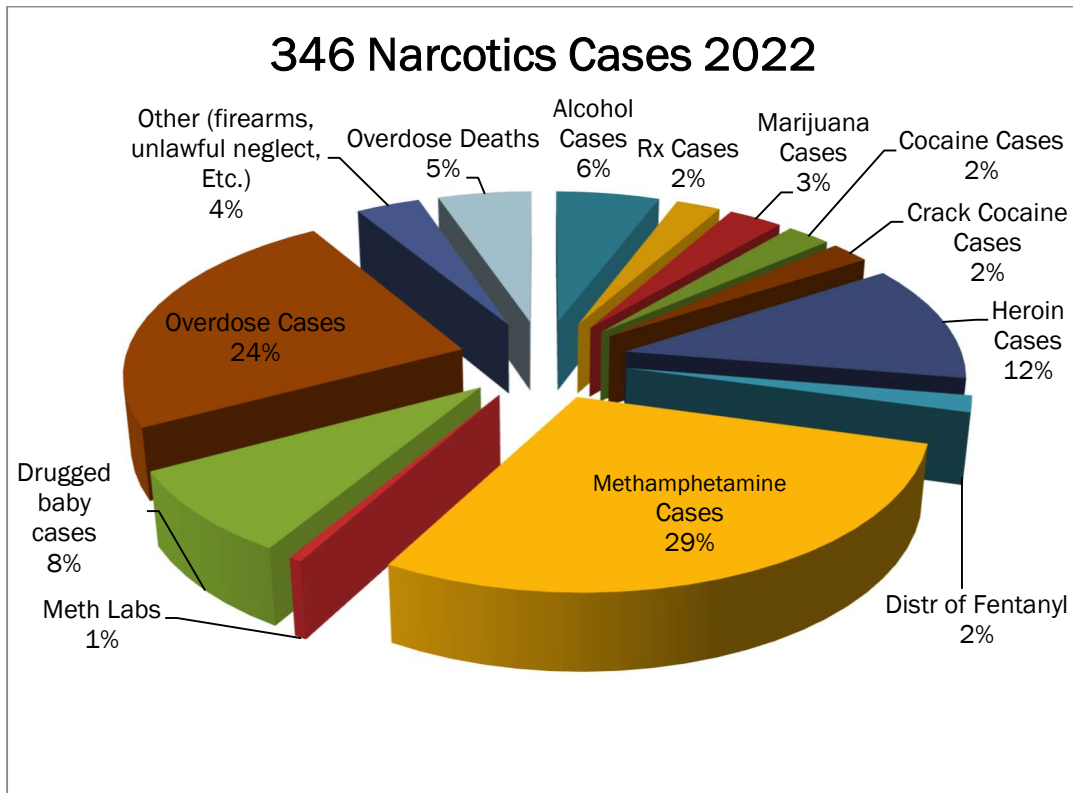
The S.W.A.T unit at the Sheriff's Office is currently comprised of thirty-six (36) current deputies, which consists of thirty four (34) males and two (2) females. This includes two (1) medics and a one (1) doctor that serve as part-time deputies when the team is activated. The medical members regularly train with our law enforcement team members.

The S. W. A. T. team participated in 1,989 specialized training hours in 2022.

In 2022, the S.W. A. T. team had seven (7) activations which include high-risk search warrants and assisting other agencies.



NARCOTICS UNIT



These numbers only reflect cases made by the Narcotics Unit. They do not include cases made by the Uniform Patrol Unit and other units within the Sheriff's Office.

2022	
Alcohol Cases	21
Rx Cases	9
Marijuana Cases	11
Cocaine Cases	9
Crack Cocaine Cases	8
Heroin Cases	43
Distribution of Fentanyl	6
Methamphetamine Cases	105
Meth Labs	2
Meth Block	0
Drugged baby cases	31
Other (firearms, unlawful neglect, EX)	13
Overdose	88
Total Narcotics Cases	346

During 2022, there were 101 cases related to drug overdoses.

In conjunction with the U.S. Drug Enforcement Administration (DEA), the Oconee County Sheriff's Office Narcotics Unit periodically hosts National Prescription Drug Take Back events. During these Drug Take Back Days, temporary drug collection sites are set up in throughout the county for the safe disposal of prescription drugs. There were two (2) Drug Take Back events during 2022 and two (2) additional local take back events. There are receptacles located in the lobby of the Oconee County Law Enforcement Center and at the Oconee County Government Office located at 415 S Pine Street, Walhalla, SC 29691 for safe disposal of prescription drugs at any time.

312.7 pounds of unused
prescriptions were
collected in 2022

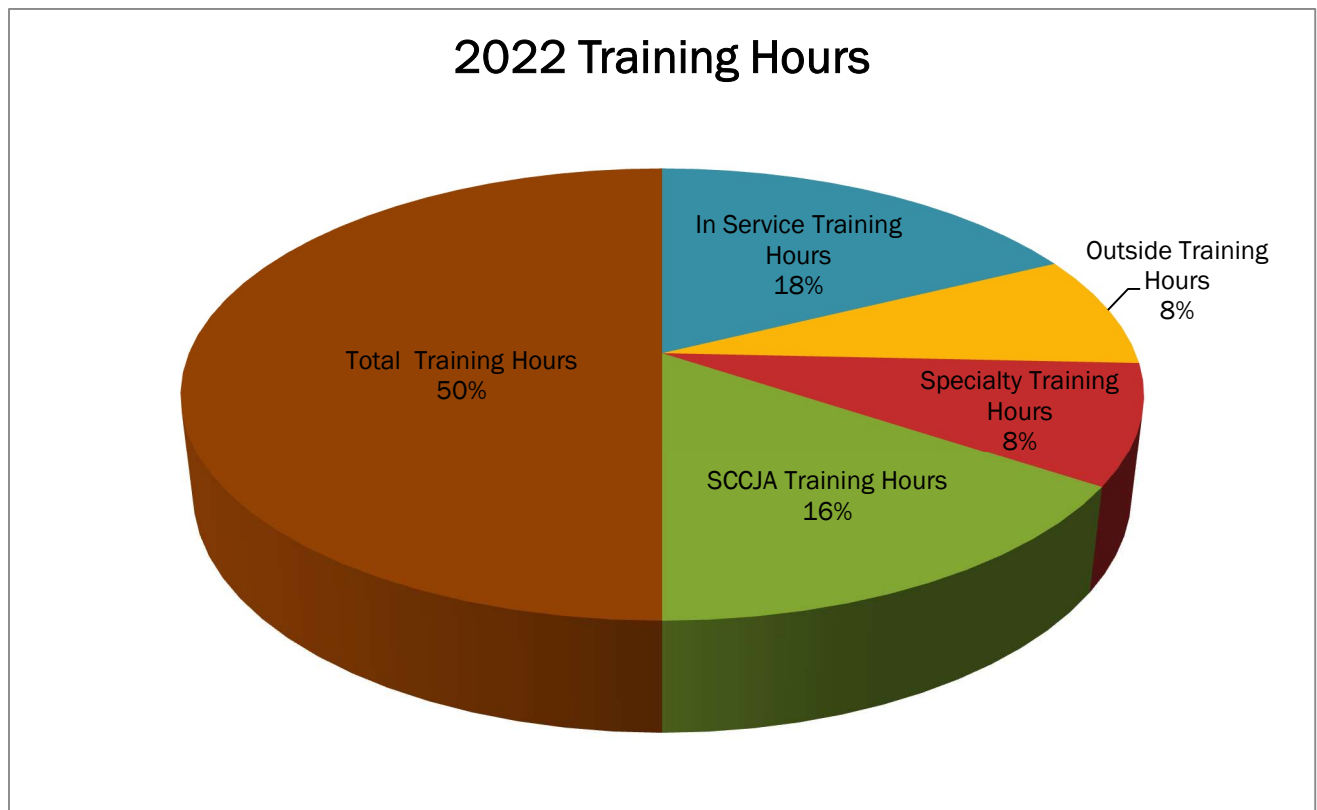


L. E. A. D.

Leadership, Education and Development Unit

The Leadership, Education and Development Unit is responsible for providing our deputies with the most current and applicable policing practices through in-service and other organizational advanced training, providing our deputies with the essential physical and mental tools to serve our community.

2022 Training	
In Service Training Hours	3834.5
Outside Training Hours	1728.5
Specialty Training Hours	1862
SCCJA Training Hours	3393.5
Total Training Hours	10,818.50



P. A. C. E.

Pro-Active Criminal Enforcement Unit focuses on high crime areas, interdiction and traffic related complaints.

Traffic Violations		Other Violations	
DUI	7	Stolen Vehicle	2
Open Container	20	Fugitive Arrest	14
Poss. Alcohol by Minor	4	Felony Arrest	7
Vehicle License Violation	119	Seized Money Value	0
Seat Belt Violation/Child Rest.	31	Seizures	0
Speeding	248	Weapons Violation	8
Fail to Yield Right of Way	0	Assist Other Units	265
Resisting Arrest	1	Road Checks	21
Failure to Stop	17	Traffic Stops	1509
DUS	130	Citations	1086
Improper Lane Change	4	Warnings	1153
Driver's License Violations	88	K-9 Searches	21
Disregarding Stop Sign	17	Drug Cases	
Reckless Driving	20	Marijuana	29
Operating Uninsured	91	Heroin	0
Equipment Violation	19	Methamphetamine	17
Driving Left of Center	8	Cocaine/Crack Cocaine	0
Following too Close	2	RX	2
Other Violations	180	Other	1

These numbers only reflect traffic stops made by the P.A.C.E. Team. They do not include Violations and traffic stops made by the Uniform Patrol Unit and other units within the Sheriff's Office.

The drug cases only reflect cases made by the P.A.C.E. Team. They do not include cases made by the Narcotics unit and other bureaus within the Sheriff's Office.

MARINE UNIT

The Marine Unit patrols Lake Keowee, Lake Hartwell and Lake Jocassee on a full-time basis May through the Labor Day weekend and as needed the remainder of the year. These deputies patrolled approximately 2,366 miles of shoreline in 2022.

Marine Unit	
Drug Cases	2
Alcohol Cases	46
Shoreline Mileage	1219
Vessel Stops/Inspections	179
Arrest	1
Special Events	10
Contacts	2671
Citations	74
Engine Hours	133



AVIATION UNIT

The Aviation Unit includes a helicopter and four (4) Unmanned Aircraft Systems also known as “drones” of various sizes and uses.

The helicopter is used for training, community events, search and rescue missions and patrol missions. The Sheriff’s Office has three (3) helicopter pilots.



The Sheriff’s Office has four (4) licensed drone pilots. The drones are often used to search for missing individuals. The drones are equipped with FLIR (Forward Looking InfraRed) Technology.

UAS Drones	
Trainings	2
Training Hours	12
Missions	46
Missions Hours	52.5
Crashes	1
Demos	2
Maintenance Hours	120
Call Outs	65

ENVIRONMENTAL CONTROL

Environmental Control is comprised of two deputies who investigate both littering and illegal dumping operations. In 2022, county inmates under the supervision of the litter officers picked up 110,121 pounds of litter across Oconee County. Only “sentenced inmates” can be used for litter pickup. The detention center averages housing only twenty three (23) sentenced inmates annually. Inmates awaiting trial cannot be used for litter pickup.

Each Bureau of our agency also participates in the Adopt-A-Highway program by picking up litter along a stretch of Highway 11 that has been adopted by the Oconee County Sheriff’s Office.

These cases and citation numbers represent numbers made by Environmental Control Unit only; they do not reflect cases made by the Uniform Patrol Unit or other bureaus of the Sheriff’s Office.

Environmental Control	
Calls for Service	225
Inv.	13
T.E.L.L. Cases	0
Citations	34
Warnings	24
Inmate Pickups	125
# Bags Collected	3507
Weight	110,121
Total Miles	389.5
Total Inmate Hours	856.5

K-9 OPERATIONS

The Sheriff's Office currently has five K-9 deputies. The deputies that serve as handlers of these K-9 deputies are responsible for their K-9 partners twenty-four hours a day, seven days a week. The K-9 deputies and their handlers completed 1332 hours of training in 2022. These training hours were in addition to the annual law enforcement training hours required by all deputies. K-9 deputies conducted twenty-one (21) searches in 2022.



Officer Patrick Heaton, Cpl. Chris Johnson, Lt. Thomas Crompton, Cpl. Brandon Meadow, Cpl. Justin Stokes, K9 Thor



Sgt. Alan Sayre and K9 Argo

JUDICIAL SERVICES UNIT

The Judicial Services Unit encompasses the Warrant Unit, Court House Security, and Civil Process Unit.

- The Warrant Unit served 1,464 warrants
- The Civil Processes Unit served 3,150 papers in 2022; this was an increase of 12% over the 2,575 papers served in 2021. Evictions accounted for 299 of the papers served in 2022.
- The Court House Security Team screened the 41,135 visitors that entered the Oconee County Courthouse in 2022. They transported 928 inmates to Court and also transported 32 inmates out of the county.
- The Family Court Deputy served 519 papers in 2022; this is a 10% increase over the 473 papers served in 2021.

In Memory of Sgt. Paul Orr
End of Watch
July 4, 2022



Warrant Unit Sgt. Paul Orr served the Sheriff's Office from 2007 until his passing in 2022.

UNIFORM PATROL BUREAU

The Uniform Patrol Bureau consists of an average of thirty-seven (37) active patrol deputies, one desk sergeant, a lieutenant and a captain. This number varied throughout the year due to new positions, those at the SC Criminal Justice Academy and vacant positions not filled. At no time during 2022 was the patrol division fully staffed. The Patrol Captain also manage the two (2) reserve deputies and the Oconee County Sheriff's Office Honor Guard

2022

Total Reports by Agency	6,085
Total Arrests by Agency	1,887
Total Warning Tickets by Agency	3,745
Total Uniform Traffic Citations by Agency	3,079
Total Traffic Stops by Agency	5,755

The 6,085 reports taken by the agency in 2022 represents an increase of 212 over the previous year; breaking 6,000 for the first time know in agency history. In ten years the number of reports taken by the agency has increased by 1,238 reports; this is a 25.54% increase.

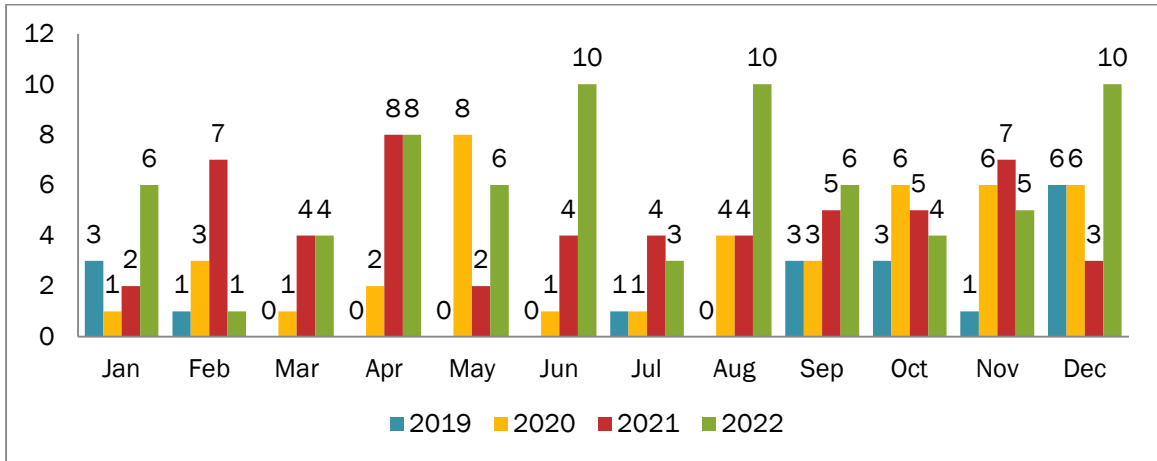
Traffic stops made by the agency increased sixty-nine (69%) or 2,352 stops.

The two (2) reserve deputies worked a total of six hundred (600) hours, saving Oconee County approximately \$16,200.00.

The Uniformed Patrol Unit made one hundred seventy two (172) narcotics cases for the year; seizing drugs with a street value of \$248,224.00. This is an increase of six (6) cases from 2021, with an increased street value of \$109,158.00. These numbers are based on the seizure of methamphetamine, marijuana, heroin, crack, cocaine, schedule 1-4 pills and smaller quantities of ecstasy, LSD, MDMA and opium. Deputies also seized thirteen (13) guns, eleven (11) handguns and two (2) long guns, during these narcotics cases.

VEHICLE PURSUITS

Vehicle Pursuits for the period
January through December 2019-2022

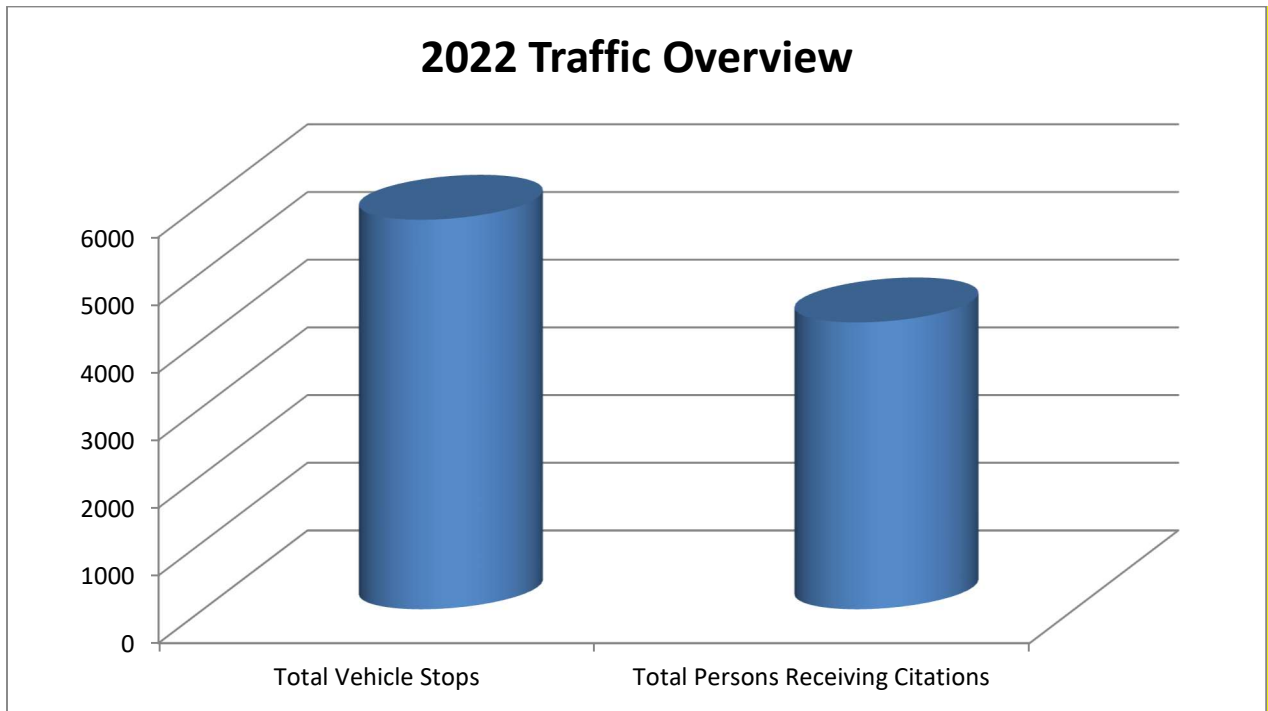


The Oconee County Sheriff’s Office was involved in seventy three (73) vehicle pursuits in 2022, compared to fifty-five (55) vehicle pursuits in 2021. Of these seventy three (73) pursuits, fifty six percent (56%) or forty-one (41) of these suspects were apprehended at the end of the pursuit, thirteen (13) of the suspects were able to be identified and were later arrested on a warrant for an seventy four percent (74%) capture rate on pursuits. Two (2) patrol vehicles were involved in any crashes or accidents during pursuits.

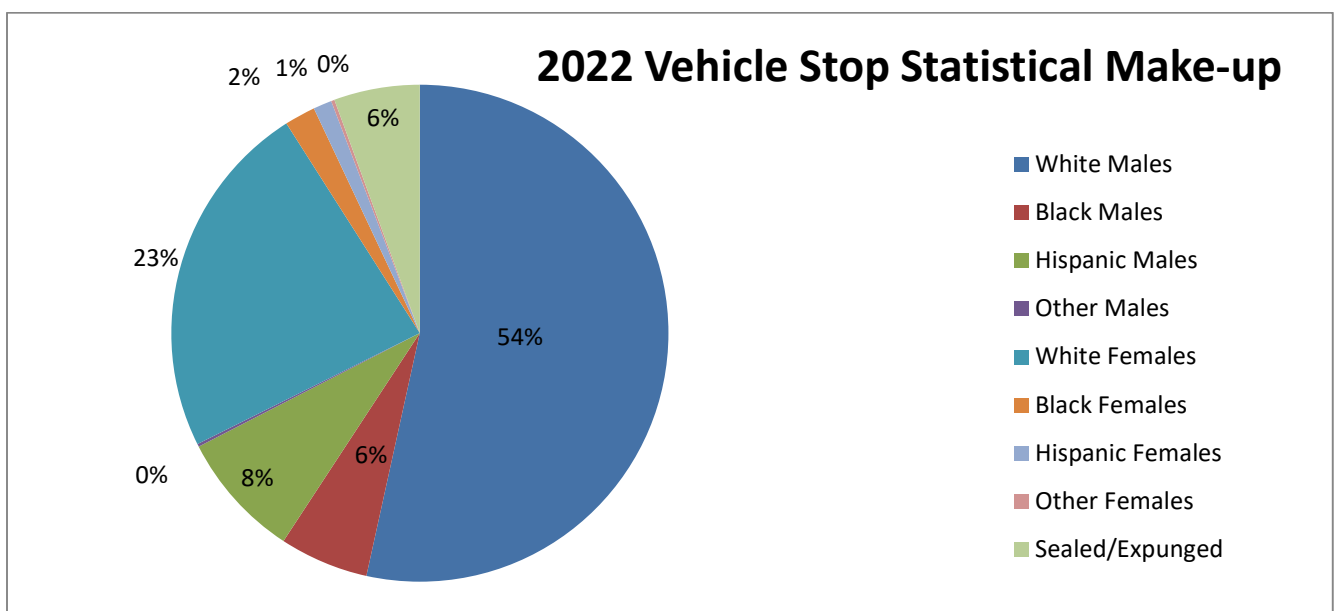


The Oconee County Sheriff’s Office was the first agency in the world to utilize Digital Siren technology. Digital Siren requires the one-time action of downloading the Digital Siren App for your Android or iOS device. Once done, the user will receive notifications automatically whenever they enter the range of a pursuit. This service will be in effect for any participating state, county or municipal law enforcement agency in the U.S. around the country. We suggest downloading this app today!

TRAFFIC STOP STATISTICS



During 2022, deputies conducted 5,755 traffic stops and issued 3,745 warning tickets and/or 3,079 uniform traffic citations, plus other tickets for criminal offenses such as shoplifting, public disorderly conduct, trespassing, etc. The charts on the following pages demonstrate the statistical make-up of those contacts.




EMERGENCY COMMUNICATIONS/E-911

2022	
Calls for Service Processed	109,215
Emergency 911 Calls	39,207
Non-Emergency Calls	139,135
Total Incoming Calls	228,484
Text to 911 Calls	104
Town of Salem Calls	175
City of Seneca Calls	5,979
City of Walhalla Calls	17,070
City of Westminster Calls	5,802
Town of West Union Calls	1,754

The Oconee County E-911 Communications Center is the primary Public Safety Answering Point (PSAP) for Oconee County Sheriff's Office, Twenty (20) Oconee County Rural Fire Stations and Emergency Services which include eight (8) Rescue Squads, as well as the cities of Westminster, Walhalla, West Union and Salem. The County PSAP also receives 911 Calls from outside the County limits that are then routed to the proper state and agencies.

The Oconee County Emergency Communications Center exceeds the national standards based on NENA and NFPA requirements for 911 calls answered within ten (10) and twenty (20) seconds.

Dispatchers spent a total of 5,642 hours on the telephone in 2022 with 1,425 total training hours.



*88% of all 911
calls came from
wireless devices!*

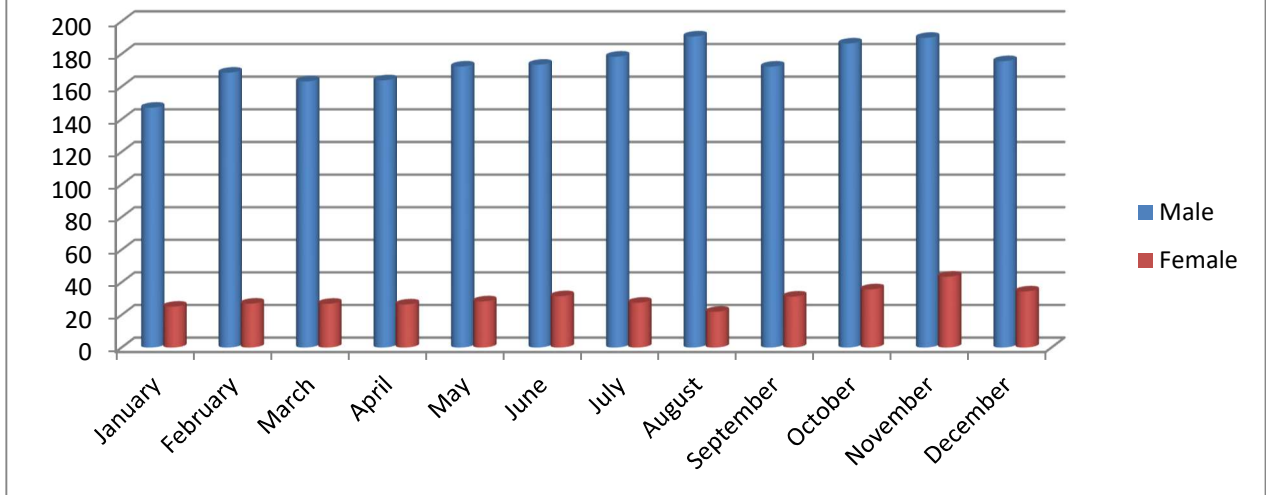
DETENTION SERVICES BUREAU

The Oconee County Detention Center houses prisoners for all law enforcement agencies in Oconee County. This includes all municipalities, South Carolina Highway Patrol and the South Carolina Department of Natural Resources. The facility is licensed through the South Carolina Department of Corrections as a Level Two Jail. The South Carolina Department of Corrections and the South Carolina State Fire Marshal's Office inspect it bi-annually.



The total number of arrestees processed increased from 2,973 in 2021 to 3,124 in 2022.

2022 Detention Center Average Daily Population

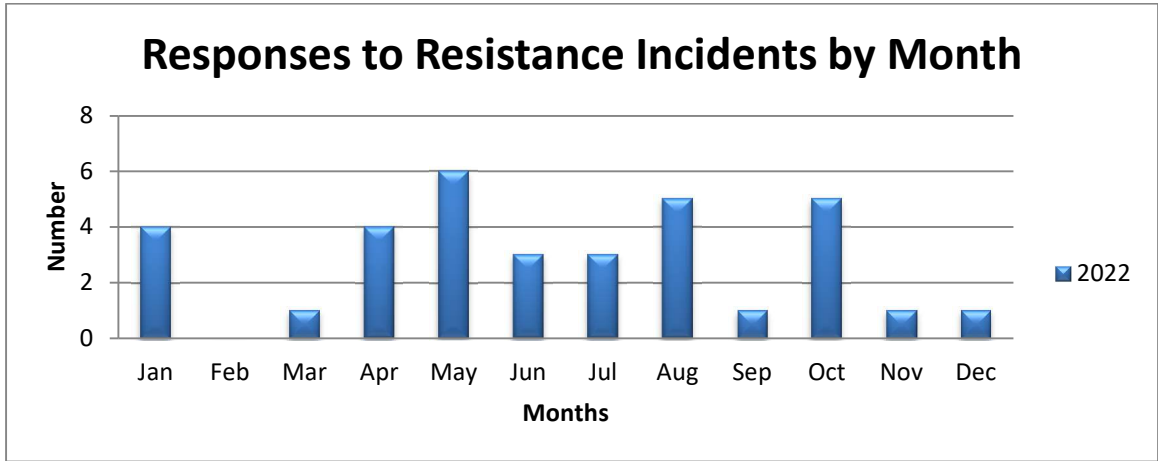


The Detention Center averaged one hundred ninety four (194) males per day and sixty-seven (67) females per day. There was an average of one hundred seventy two (172) pre-trial inmates per day compared to twenty-two (22) sentenced inmates per day. The average daily population in detention center increased to two hundred three (203) compared to the one hundred eighty four averaged in 2021. This is an increase of ten percent (10%).



USE OF FORCE

Statistical Analysis of Response to Resistance for the period
January through December 2022

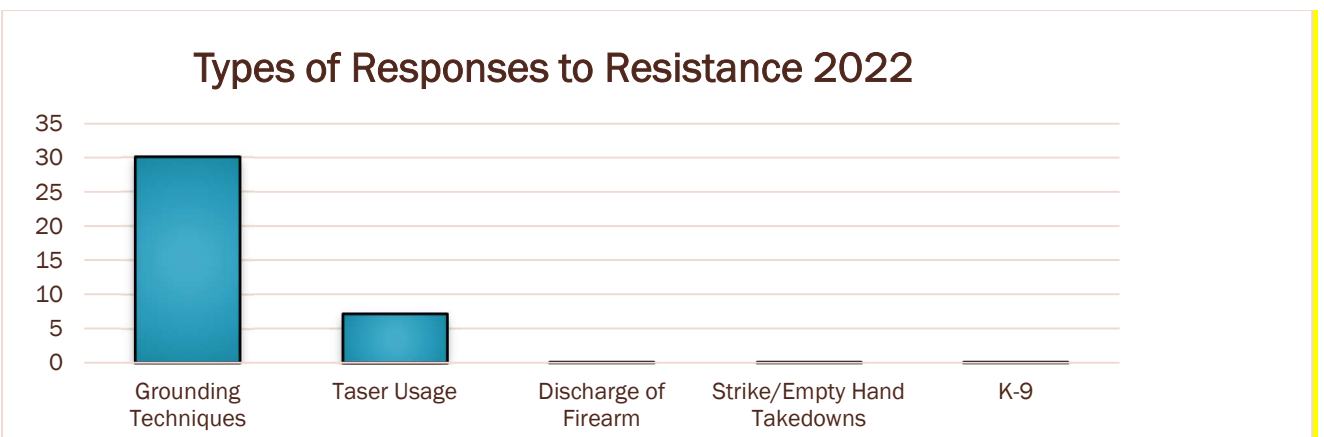


Response to Resistance was reported thirty four (34) times in 2022, as compared to 22 times in 2021.

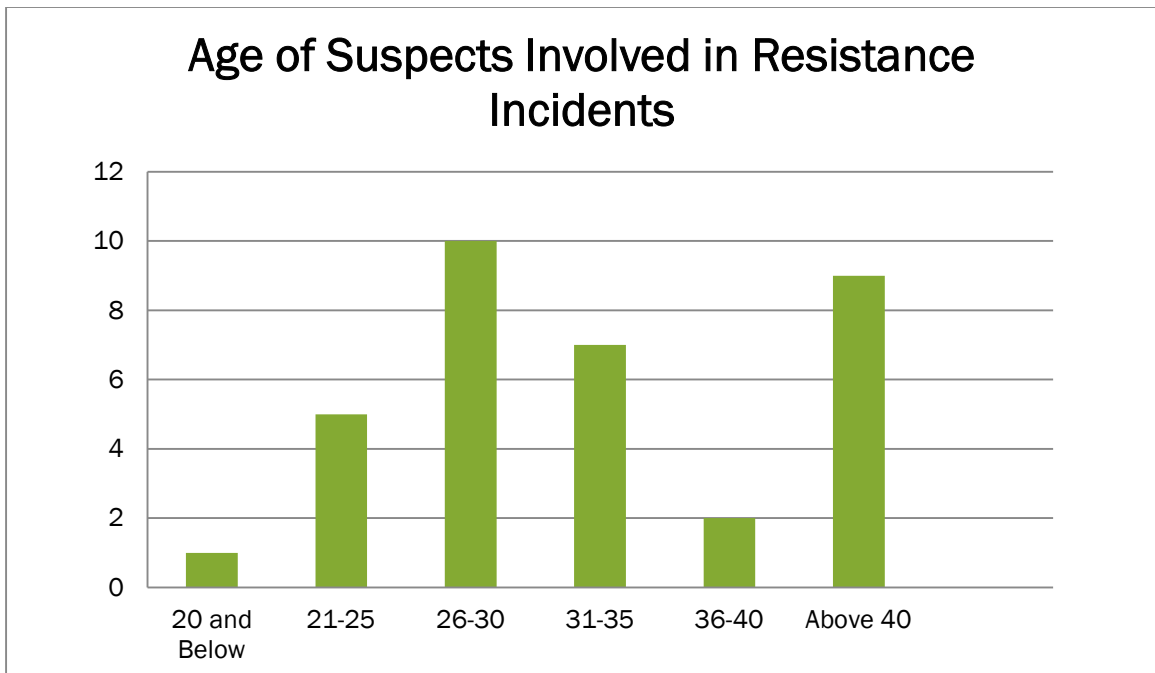
Response to Resistance was reported 34 times in 2022.

What does this mean?

In 2022, the Oconee County Sheriff's Deputies arrested 1,887 individuals and **only 1.80%** of these arrests involved any response to resistance.



USE OF FORCE



CHAPLAINS

The Oconee County Sheriff's Office Chaplaincy Program is considered a professional unit within the agency's organizational structure. The Chaplains function as a team of volunteer clergy designed to encourage, serve and support the Sheriff's Office by providing a resource for both sworn and civilian personnel and their families, as well as our community. They serve 24 hours a day, 7 days a week, as requested by the Sheriff's Office.

While the Chaplains are primarily involved in service and support to the Sheriff's office staff and families, through their relationship with the Sheriff's Office these volunteers are called upon to serve and support others in crisis situations. The Chaplains are there to support victims and victim's families in various different circumstances.

Our Chaplains are required to serve a minimum of eight (8) hours per month. Several of the Sheriff's Office Chaplains have completed the Billy Graham Law Enforcement Chaplain Training Program. Their counsel, guidance and support are an invaluable asset to the Sheriff's Office.

The Sheriff's Office currently has seven (7) chaplains serving with us.





In 2022, we held the ninth (9th) Citizens Police Academy class. We had twenty (20) graduates this year.

The academy gives our citizens first-hand information on how the Sheriff's Office operates, examines the culture of police work and the organization. It provides an excellent opportunity for the citizens to interact with members of the agency as well as many others that we work closely with such as the Coroner, Solicitor and Magistrate Office.

The Citizen's Academy is NOT an offer of employment, but a volunteer organization and program to educate those respected members of our community who want to hear information on law enforcement and the Oconee County Sheriff's Office right from the source.





The Community Outreach Coordinator serves as the Coordinator for Crime Stoppers of Oconee County, Inc. This entails working with all law enforcement agencies in Oconee County and the Board of Directors for the 501(c)3 organization.

In 2022, Crime Stoppers received 274 anonymous tips. These tips lead to eighteen (18) arrests, nine (9) cases cleared, twelve (12) charges made and six (6) fugitives captured. Crime Stoppers approved a total of \$2400.00 in rewards.

All funding for the Crime Stoppers program is derived from fundraisers, grants and donations. The Board of Directors is made up of nine (9) volunteers from Oconee County.

Crime Stoppers of Oconee County SC is a member of the SC State Crime Stoppers Council and the Southeastern Crime Stoppers Association; the Coordinator for our local Crime Stopper organization serves on the Board of Directors for both the SC State Crime Stoppers Council and the Southeastern Crime Stoppers Association. Helen Westmoreland, Crime Stoppers of Oconee County Coordinator, was named the Coordinator of the Year by the Southeastern Crime Stoppers Association in April 2022 during their annual training conference.

Tips may be submitted via the free P3 App that can be downloaded on an iOS or Android device, by clicking the “Leave a Tip” button on the Crime Stoppers website www.oconeescrimestoppers.com or by calling 1-888-CRIME-SC (1-888-274-6372).



Board Members Angie Porter and Melanie Baker along with Coordinator, Helen Westmoreland attended the Southeastern Crime Stoppers Association’s Annual Training Seminar in April.



Jeremy Laboone (center) receives recognition from Oconee County Council on September 6, 2022 in honor of his graduation from Tri-County Technical College with his Associates Degree in Applied Science with a Major in Heating, Ventilation and Air Conditioning Technology. Upon graduation, Jeremy became the first Life after Lock-Up participant to earn a college degree while also earning recognition as the Most Outstanding Student and making the Dean's list as well. Members of Oconee County Council along with his co-workers from the Oconee County Sheriff's Office and the Detention Center joined him for this proclamation.



The Sheriff's Office delivered 125 meals to Oconee County citizens for Thanksgiving and gave away dozens of children's coats. These meals were funded by an anonymous donation to the Sheriff's Foundation and the coats were funded by the Knights of Columbus.

Oconee County Honor Guard at the South Carolina Law Enforcement Officers Conference in December 2022.



Members of the faith community, law enforcement community and the local community join together for the National Faith and Blue Weekend.



Lt. Shadae Cobb was recognized as an outstanding leader under the age of forty by the Oconee County Chamber of Commerce. Joining her at the 20 Under 40 ceremony were fellow Oconee County Law Center staff members.



<https://www.facebook.com/oconeelaw>



<https://twitter.com/home>



oconeecountysheriff

APPENDIX A - STATISTICAL TABLES

The agency collects statistical data related to standards as a tool to determine policy effectiveness and to promote outcomes based on operating practices. The following tables will be used to collect such data. A brief explanation is included with each table.

The following are the designated race categories:

White non-Hispanic

Black non-Hispanic

Hispanic-Latino any race

Other (includes American Indians, Alaskan Natives, Asians, Native Hawaiians, other Pacific Islanders, and persons of two or more races)



TRAFFIC CONTACTS

- **Warning:** A documented contact resulting in a verbal or written warning for a traffic violation.
- **Citation:** A traffic related contact that results in the issuance of a non-custodial citation or summons.

Traffic Warnings and Citations			
2022			
Race/Gender	Warnings	Citations	Total
White non-Hispanic			
• Male	1952	2265	4217
• Female	1173	990	2163
Black non-Hispanic			
• Male	304	246	550
• Female	128	85	213
Hispanic/Latino any race			
• Male	122	348	470
• Female	49	51	100
Other			
• Male	10	7	17
• Female	7	9	16
TOTAL	3745	4001	7746

BIAS BASED POLICING

- **Traffic Contacts:** Includes all complaints of bias related traffic stops, whether or not a citation or warning was issued.
- **Field Contacts:** Includes all complaints of bias related to citizen contacts during field interviews, investigative stops, etc.
- **Asset Forfeitures:** Includes all complaints of bias related cases of criminal or civil asset forfeiture.

Biased Based Policing Complaints	
2022	
Complaints derived from:	
Traffic Contacts	2
Field Contacts	1
Asset Forfeitures	0

USE OF FORCE

- Firearm: Includes the total number of display and actual discharge of a pistol, rifle or shotgun by an agency member on or off duty; excluding training sessions, recreational shooting, hunting or euthanizing an animal.
 - Firearm Display: Includes pointing a pistol, rifle or shotgun by an agency member on or off duty for the purpose of using force for defensive actions; excluding training sessions, recreational shooting, hunting or euthanizing an animal.
 - Firearm Discharge: Includes the actual firing or discharge of a pistol, rifle or shotgun by an agency member on or off duty; excluding training sessions, recreational shooting, hunting or euthanizing an animal.

- ECW: Includes the total number of display and actual discharge of an Electronic Conductive Weapon, such as Taser® or similar device on another person.
 - ECW Display: Includes pointing of an Electronic Conductive Weapon, such as Taser® or similar device on another person for the purpose of using force for defensive actions.
 - ECW Discharge: Includes the actual deployment or discharge of an Electronic Conductive Weapon, such as Taser® or similar device on another person, excluding discharges conducted during training sessions.

- Baton: Includes the actual use of a fixed or expandable baton, and use of any other item in a similar manner as a baton (i.e. flashlight, etc.) to strike another person, excluding training sessions.

- Chemical / OC: Includes the discharge of any chemical (CS, CN) or oleoresin capsicum (OC) weapon, such as aerosol, liquid or powder, regardless of dispersal method (i.e. spray, launched munition, hand thrown device, etc.) on another person(s), excluding training sessions.

- Weaponless: Includes the actual use of any physical force to control another person, such as pressure points, joint manipulation, take-downs, punches, kicks, etc.

- Canine: The total number of canine releases and the total number of releases with bites.

Total Uses of Force: Total of the above use of force numbers, exclude the number of suspect injuries/fatalities.

Total Number of Suspects Receiving Non-Fatal Injuries: The total number of non- fatal injuries, by race and gender, of all uses of force.

Total Number of Suspects Receiving Fatal Injuries: The total number of fatal injuries, by race and gender, of all uses of force.

Total Number of Incidents Resulting in Officer Injury or Death: The total number of incidents resulting in officer injury or death.

Total Use of Force Arrests: The total number of custodial arrests related to incidents where the above force was used.

Total Agency Custodial Arrests: The total number of custodial arrests made by the agency.

Complaints: The total number of use of force complaints levied against the agency.

Use of Force									
2022									
Sworn Personnel	White		Black		Hispanic-Latino any race		Other		Total
	Male	Female	Male	Female	Male	Female	Male	Female	
Firearm									
• Discharge	0	0	0	0	0	0	0	0	0
• Number of Suspects Receiving Non-Fatal	0	0	0	0	0	0	0	0	0
• Number of Suspects Receiving Fatal Injuries	0	0	0	0	0	0	0	0	0
• Display only	0	0	0	0	0	0	0	0	0
ECW									
• Discharge	5	0	1	0	0	0	0	0	6
• Display only	0	0	0	0	0	0	0	0	0
Baton	0	0	0	0	0	0	0	0	0
Chemical /OC	0	0	0	0	0	0	0	0	0
Weaponless	14	5	7	2	0	0	0	0	28
Canine									
• Release Only	0	0	0	0	0	0	0	0	0
• Release and Bite	0	0	0	0	0	0	0	0	0
Total Uses of Force	19	5	8	2	0	0	0	0	34
Total Number of Incidents Resulting in Officer Injury or Death	0	0	0	0	0	0	0	0	0
Total Use of Force Arrests	16	4	6	2	0	0	0	0	28
Total Agency Custodial Arrests	1140	451	184	48	57	7	0	0	1887
Total Use of Force Complaints	0	0	0	1	0	0	0	0	1

GRIEVANCES

Grievances: Include all formal complaints made by employees related to working conditions, wages or benefits.

Formal Grievances	
2022	
Number of Grievances	0

PERSONNEL ACTIONS

- Suspension: Includes any loss of work hours or docking of pay as a result of disciplinary action.
- Demotion: Includes any loss of rank, position or assignment as a result of disciplinary action.
- Resign in Lieu of Termination: Means anytime an employee resigns their position rather than face disciplinary action.
- Termination: Includes the discharge, termination or firing of an employee as a result of disciplinary action.
- Other: Includes verbal or written warnings, reprimands, counseling, or other actions not otherwise categorized.

TOTAL: Includes the total number of the above personnel actions.

- Commendations: Includes any formal commendations or awards presented to employees for their performance.

PERSONNEL ACTIONS	
2022	
Suspension	5
Demotion	1
Termination	2
Other	12
TOTAL	20
Commendations	19

COMPLAINTS AND INTERNAL AFFAIRS

- Citizen Complaint: The total number of complaints against the agency or its employees submitted by citizens or organizations outside of the agency.
- Directed complaint: The total number of complaints against the agency or its employees submitted by a member of the agency or initiated by the agency.
 - o Sustained: The total number of citizen complaints which were determined to be valid and either the agency or its employee(s) is responsible for some causal act or omission.
 - o Not Sustained: The total number of citizen complaints which were determined to be valid; however, it could not be determined whether or not the agency or its employee(s) were responsible for some causal act or omission.
 - o Unfounded: The total number of citizen complaints determined not to be valid (aka the situation described did not occur).
 - o Exonerated: The total number of citizen complaints determined to be valid; however, the agency or its employee(s) acted appropriately.

Complaints and Internal Affairs Investigations	
2022	
External - Citizen Complaint	
• Sustained	5
• Not Sustained	2
• Unfounded	0
• Exonerated	0
Total	7
Internal - Directed complaint	
• Sustained	15
• Not Sustained	0
• Unfounded	0
• Exonerated	0
Total	15

UCR/NIBRS Part 1 Crimes

Part 1 Crimes	
2022	
Murder	2
Forcible Rape	25
Robbery	5
Aggravated Assault	149
Burglary	150
Larceny-Theft	945
Motor Vehicle Theft	149
Arson	8

CALLS FOR SERVICE: The number of criminal and non-criminal incidents reported to the law enforcement agency.

Calls for Service	
2022	
Number of Calls	109,215

MOTOR VEHICLE PURSUITS

- **Total Pursuits:** The total number of motor vehicle pursuits occurring during the annual period.
 - Forcible Stopping Techniques Used: The total number of forcible stopping techniques used to terminate pursuits.
 - Terminated by Agency: The total number of motor vehicle pursuits during the annual period which were terminated or ceased based on the employees own judgment or that of a supervisor.
 - Policy Compliant: The total number of motor vehicle pursuits during the annual period which were in compliance with the agency's written directives.
 - Policy Non-Compliant: The total number of motor vehicle pursuits during the annual period which were not in compliance with the agency's written directives.
- **Total Collisions:** The total number of collisions or crashes that resulted from or were related to motor vehicle pursuits during the annual period.
- **Total Injuries:** The total number of injuries that resulted from, or were related to, motor vehicle pursuits during the annual period.
 - Officer Injuries: The total number of employees injured as a result of, or related to, motor vehicle pursuits during the annual period.
 - Suspect Injuries: The total number of suspects injured as a result of, or related to, motor vehicle pursuits during the annual period.
 - Third Party Injuries: The total number of people, other than employees or suspects, injured as a result of, or related to, motor vehicle pursuits during the annual period.
- **Reason Initiated:** If there are multiple charges, count only the most serious charge.
 - Traffic: The total number of motor vehicle pursuits initiated due to traffic related offenses.
 - Felony: The total number of motor vehicle pursuits initiated due to a felony or serious crime.
 - Misdemeanor: The total number of motor vehicle pursuits initiated due to a misdemeanor or minor crime.

Vehicle Pursuits	
2022	
Total Pursuits:	74
• Forcible stopping techniques used	5
• Terminated by agency	23
• Policy Compliant	74
• Policy Non- compliant	0
Total Collisions:	12
Total Injuries:	3
• Officer	0
• Suspects	3
• Third Party	0
Reason Initiated:	
• Traffic	63
• Felony	8
• Misdemeanor	0

AGENCY-WIDE BREAKDOWN OF SWORN AND NON-SWORN POSITIONS

Provide numerical data for categories given. Only include the number of full-time sworn and non-sworn positions assigned to the law enforcement function. Exclude part-time positions, volunteers, or employees assigned to corrections, fire services, or other non-law enforcement related functions.

Sworn Personnel

- Non-supervisory positions
- Supervisory
- Command: has direct authority over supervisors
- Executives: CEO and direct reports, except as noted in Command

Non-sworn Personnel

- Non-supervisory positions
- Supervisory
- Managerial : direct authority over supervisors
- Executive: CEO or direct report to the CEO

Agency Wide Breakdown of Sworn and Non-Sworn Positions									
2022									
Sworn Personnel	White		Black		Hispanic-Latino any race		Other		Total
	Male	Female	Male	Female	Male	Female	Male	Female	
Non-supervisory positions	63	10	5	2	3	0	1	0	84
Supervisory	20	2	2	0	0	0	0	0	24
Command	5	0	1	0	0	0	0	0	6
Executives	1	0	0	0	0	0	0	0	1
Subtotal	89	12	8	2	3	0	1	0	115
Non-sworn Personnel									
Non-supervisory positions	22	32	4	0	0	0	0	0	58
Supervisory	7	8	1	1	1	0	0	0	18
Managerial	0	1	0	0	0	0	0	0	1
Executive	0	0	0	0	0	0	0	0	0
Subtotal	29	41	5	1	1	0	0	0	77
Total (Sworn & Non-Sworn)	118	53	13	3	4	0	1	0	192

Demographics Report								
2022 – Based on latest US Census data from 2021								
Race/Ethnicity	Service Population		Available Workforce		Current Sworn Officers		Current Female Sworn Officers	
	#	%	#	%	#	%	#	%
White-non- Hispanic	66451	83.9	39813	83.9	88	90	12	86
Black-non-Hispanic	5782	7.3	3464	7.3	6	6	2	14
Hispanic- Latino of any race	4673	5.9	2800	5.9	3	3	0	0
Other	2297	2.9	1376	2.9	1	1	0	0
Total	79,203	100	47,453	100	98	100	14	100

SWORN OFFICER SELECTION

- Applications Received: Includes the total number of applications received during the year.
- Applicants Hired: Includes the number of applicants that were hired during the year.

Sworn Officer Selection		
2022		
Race/Gender	Applications	Applicants
White-non-Hispanic		
• Male	40	7
• Female	10	1
Black-non-Hispanic		
• Male	4	2
• Female	0	0
Hispanic-Latino of any race		
• Male	2	1
• Female	0	0
Other		
• Male	0	0
• Female	0	0
Total	56	11

Sworn Officer Promotions			
2022			
	Tested	Eligible After Testing	Promoted
White-non-Hispanic			
• Male	47	47	11
• Female	0	0	0
Black-non-Hispanic			
• Male	1	1	1
• Female	0	0	0
Hispanic-Latino of any race			
• Male	1	1	0
• Female	0	0	0
Other			
• Male	0	0	0
• Female	0	0	0
Total	49	49	12